

COSHH ASSESSMENT PLASTERBOARD

FORM

Product Name(s):	Plasterboard	COSHH Assess. No.:	26
Description of Substance:	Solid boards used for the construction of internal partitions and ceilings.	Assessed By:	
Workplace Exposure Limits:	Gypsum 10mg/m ³ Silica 0.3mg/m ³	Date:	
Task/Activity:	Sawing, nailing and sanding the boards can all generate high dust levels.		
Suppliers Name & Address:		Telephone/ Fax No's:	
		MSDS Attached:	Yes / No

SUBSTANCE PROPERTIES

							
Flammable/ Highly Flammable	Oxidiser	Explosive	Harmful	Toxic/ Very Toxic	Irritant	Dangerous to the Environment	Corrosive
No	No	No	Yes	No	Yes	No	No







ROUTE OF EXPOSURE

Skin		Eyes		Inhalation	X
Ingestion		Cuts/ Abrasions		Injection	

PERSONS AT RISK

Users of the product	X	Members of Public		Visitors	
Other Workers	X	Young Persons			

PPE REQUIREMENTS

						Other:	Other:
No	No	Yes FFP3	No	No	No	Yes / No	Yes / No

ADDITIONAL CONTROL MEASURES

General Precautions	Control Measures
<p>➤ Ensure that the above specified PPE is worn and that all staff are informed of the risks; control measures and precautions required when working with the substance.</p>	<p>➤ Ensure that adequate supervision is provided at all times.</p>

COSHH ASSESSMENT PLASTERBOARD

FORM

First Aid/Hygiene Arrangements	Fire Precautions
<ul style="list-style-type: none"> ➤ Wash skin thoroughly with soap and clean water ➤ If contact is made with the eye, immediately flood the eye with plenty of clean water for at least 10 minutes and seek immediate medical attention. ➤ If inhalation or ingestion occurs, seek immediate medical attention. ➤ Wash out the mouth with clean water where appropriate. 	<ul style="list-style-type: none"> ➤

LEV Requirements	Monitoring Requirements
<ul style="list-style-type: none"> ➤ Ensure that the work area is well ventilated at all times. ➤ Avoid inhalation of dust generated by the process. ➤ Disposable respirator suitable for short term exposure <1hour, half mask respirator should be used for longer exposures 	<ul style="list-style-type: none"> ➤ Consider additional monitoring if this product is to be used within a confined space. ➤ Provide additional monitoring where young or inexperienced workers are carrying out the works.

Transport Arrangements	Storage Requirements
<ul style="list-style-type: none"> ➤ No special requirements for small quantities 	<ul style="list-style-type: none"> ➤ Store in a dry, well ventilated and secure store. ➤ Always store upright with the lids firmly secured. ➤ Protect from extremes of temperature.

Spillage Procedures	Disposal Requirements
<ul style="list-style-type: none"> ➤ Spillages should be contained and cleaned up using a proprietary spill kit/absorbent pads. These should then be placed into a suitable container for disposal. 	<ul style="list-style-type: none"> ➤ Dispose of waste containers etc as normal builders waste via a licensed waste contractor.

Comments
<p>This is only a preliminary assessment based on generic information for similar products.</p> <p>This assessment must be reviewed and amended by a competent person prior to its contents being used. This is to ensure that consideration is given to site specific circumstances or differences which may affect the original assessment. It is the employers responsibility to ensure that a suitable and sufficient assessment of the risks is undertaken when using any material which may be hazardous to health.</p> <p>An up to date Material Safety Data Sheet (MSDS) should be obtained from the supplier and reviewed alongside this assessment to ensure that the control measures are suitable and remain valid.</p>